












Segment (in Crore)	Order Inflow		Customer Revenue		EBITDA Margin (%)	
	Q1 FY 22	Q1 FY 23	Q1 FY 22	Q1 FY 23	Q1 FY 22	Q1 FY 23



D 5HYHQXH IURP RSHUDWLRQV  
E 2WKHU LQFRPH QHW

0DQXIDFWXULQJ FRQVWUXFW  
L &RVW RI UDZ PDWHULDOV D  
LL 6WRUHV VSDUHV DQG WR

([FHSWLRQDO LWHPV QHW RI

D &XUUHQW WD[  
E 'HIUUHG WD[

6KDUH LQ SURILW ORVV DIW

ROOLQJ LQWHUHVWV

RI WKH &RPSDQ\  
DOLQJ LQWHUHVWV

RI WKH &RPSDQ\  
ROOLQJ LQWHUHVWV

DDDFH YDOXH RI VKDUH  
WR RZQHUV RI WKH &RPSDQ

SDLGTXL WRQ KDWHFLRH RI VWRFN RSWLRQV E\ HPSOR



UHUUHQFH EHWZHHQ DXGLWHG ILJXUH

'HEW HTXLW\ UDWLR

'HEW VHUYLFH FRYHUDJH UDWLR '6&5

,QWHUHVW VHUYLFH FRYHUDJH UDWLR ,6&5

&XUUHQW UDWLR





Y

